

TECHNOTE

Spring 2022
Autumn 2023

CANOLA



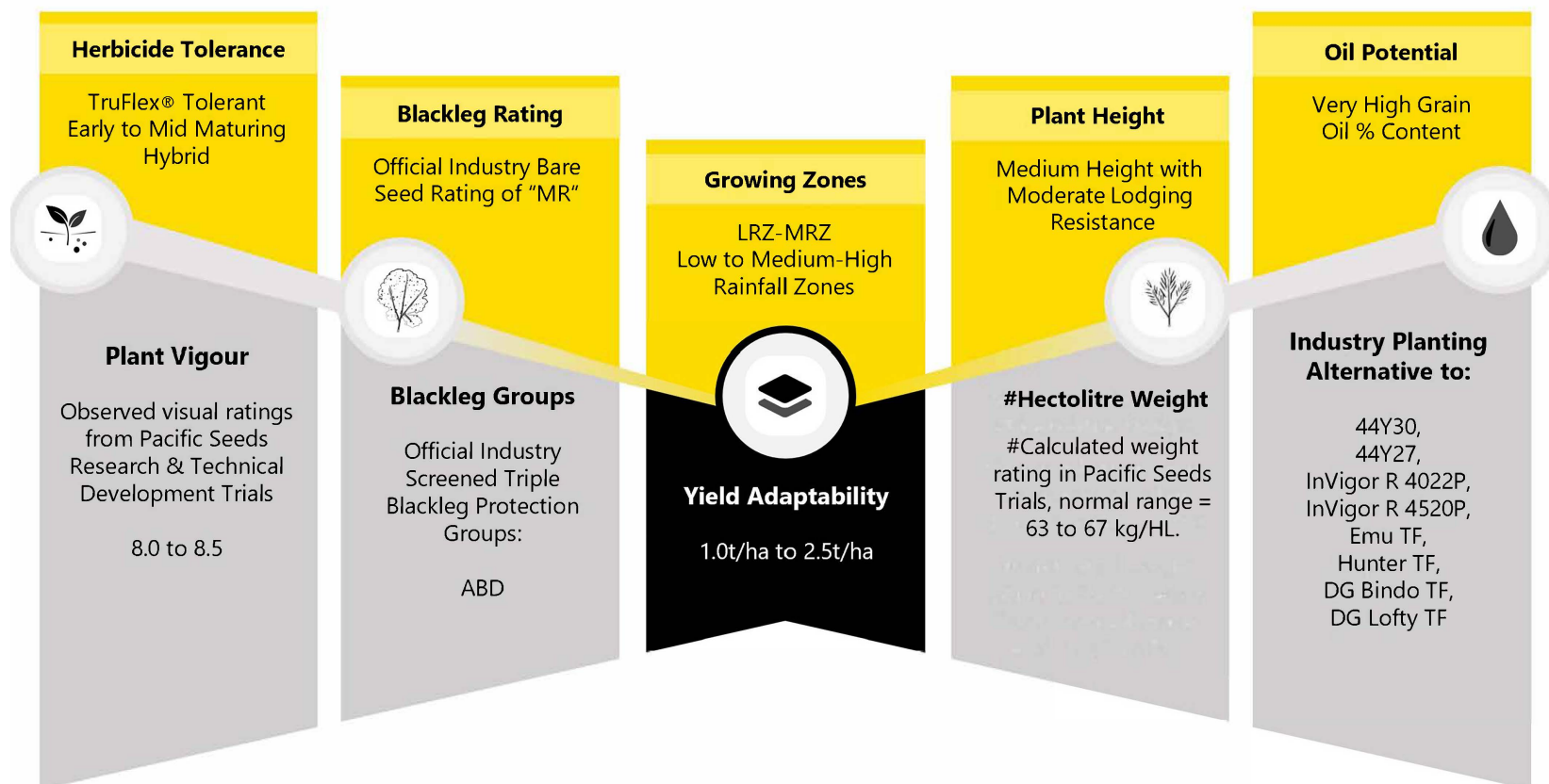
TruFlex[®]
CANOLA
with Roundup Ready[®] Technology

HYOLA 410 XX

TruFlex[®] Technology enabling the ultimate in Glyphosate-based Weed Control



HYBRID AGRONOMIC ATTRIBUTES





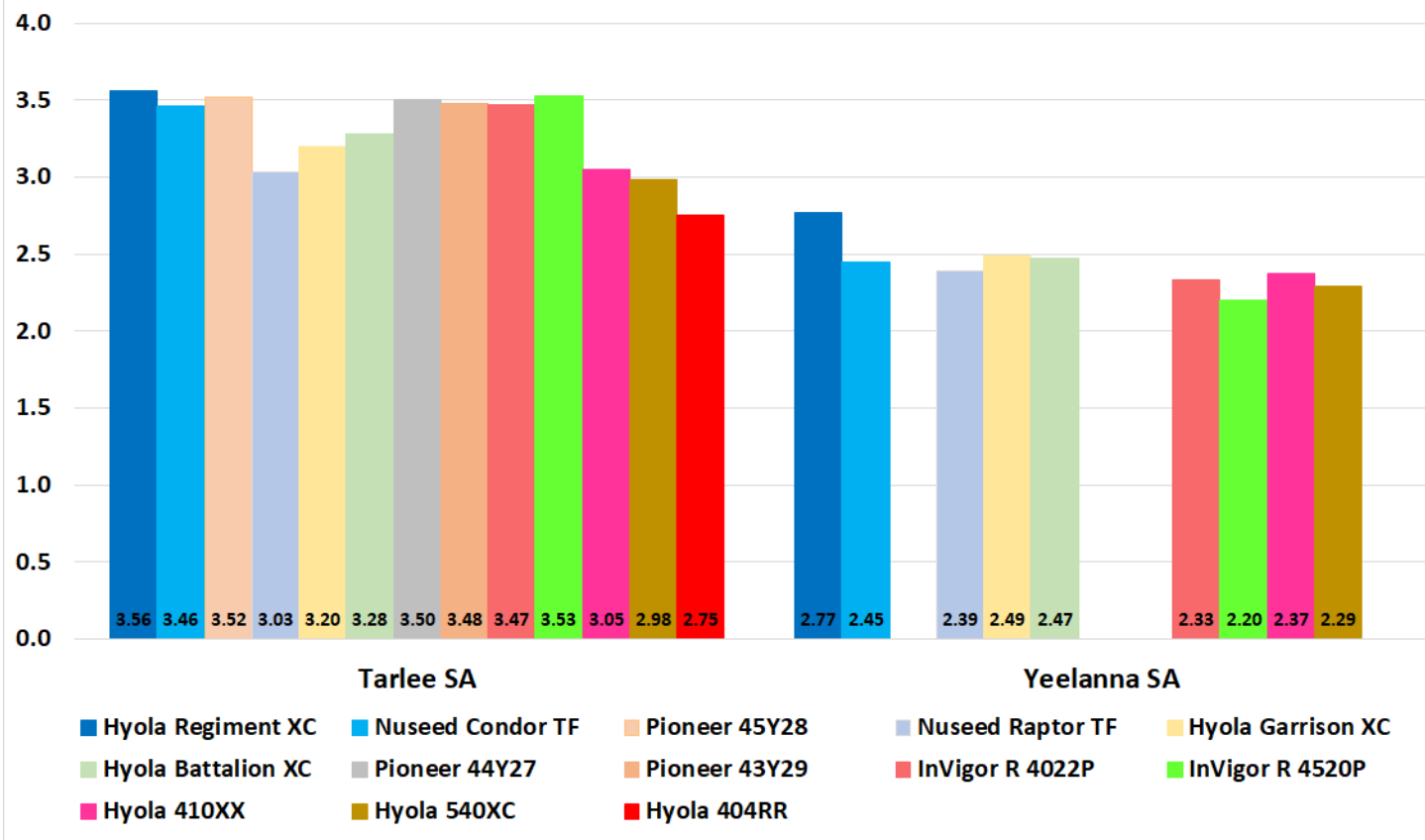
TruFlex[®]
CANOLA Technology

HYOLA 410 XX



DELIVERING COMPETITIVE YIELDS IN LRZ-MRZ ZONES TO SA GROWERS

2021 Pacific Seeds SA Replicated Trial Analysed Yield Results (t/ha)



Tarlee SA Analysis Summary

CV: 5.957

LSD: 0.278

Mean: 2.897

Yeelanna SA Analysis Summary

CV: 10.378

LSD: 0.387

Mean: 2.321



TruFlex[®]
CANOLA Technology

HYOLA 410 XX



SA LONG TERM 2017 - 2021 GRDC NVT LRZ - MRZ GLY RESULTS

Grain Yield Color Key:

	High to very High Yielding Performance = Consistent Light Green to Darker Green Colors across Locations and Years
	Moderate to High yielding Performance = Consistent Yellow to Light Green Colors across Locations and Years
	Lower to Moderate Yielding Performance = Consistent Dark Brown to Lighter Brown Colors across Locations and Years

Long Term Results Early GLY 2017-2021 Variety	Year Mean Yield # Trials	2017 0.0t/ha 0	2018 0.0t/ha 0	2019 0.0t/ha 0	2020 0.0t/ha 0	2 2.00 t/ha 1
InVigor R 4520P	18	GM not tested	GM not tested	GM not tested	GM not tested	108
Hyola Regiment XC	15	GM not tested	GM not tested	GM not tested	GM not tested	105
Nuseed Raptor TF	23	GM not tested	GM not tested	GM not tested	GM not tested	105
Pioneer 44Y30 RR	12	GM not tested	GM not tested	GM not tested	GM not tested	105
InVigor R 4022P	13	GM not tested	GM not tested	GM not tested	GM not tested	104
Pioneer 44Y27 (RR)	14	GM not tested	GM not tested	GM not tested	GM not tested	102
Hyola 410XX	20	GM not tested	GM not tested	GM not tested	GM not tested	98
Hyola Battalion XC	14	GM not tested	GM not tested	GM not tested	GM not tested	97
DG Lofty TF	9	GM not tested	GM not tested	GM not tested	GM not tested	96

Data Source: 2022 Grains Research and Development Corporation – Please refer to the NVT website for further information.

Long Term Early GLY NVT 2017 - 2021 Trial Results: , South East Growing Environments of SA.

The Multi Environment Trial (MET) analysis produces the most accurate and reliable indicator of future variety performance.

MET analysis results are presented at an individual trial level but combine the robustness of a much larger dataset than the SSA.

The MET analysis is conducted on a five-year dataset that includes trials from a wide range of seasonal and environmental conditions.

The analysis can be conducted on more than 660 plots per variety (as opposed to 3 plots/variety in the SSA) to gain an accurate and reliable result.

This enables growers to select consistently high performing varieties.

The MET analysis cannot be conducted until all trials in a trial series have been harvested. The MET results are published 30 days following harvest of the final trial.





TruFlex[®]
CANOLA Technology

HYOLA 410 XX



SOUTH AUSTRALIA SINGLE SITE GRDC NVT TT ANALYSED YIELD RESULTS

Grain Yield Color Key:

		High to very High Yielding Performance = Consistent Light Green to Darker Green Colors across Locations and Years
		Moderate to High yielding Performance = Consistent Yellow to Light Green Colors across Locations and Years
		Lower to Moderate Yielding Performance = Consistent Dark Brown to Lighter Brown Colors across Locations and Years

State Region Locality Crop Type Trial ID Variety Name	SA Yorke P Artherton Canola CHGA21ARTH5 tonnes/ha	SA Mid North Riverton Canola CHGA21RIVE5 tonnes/ha	SA Lower EP Yeelanna Canola CHGA21YEEL5 tonnes/ha	SA South East Keith Canola CLGA21KEIT5 tonnes/ha
Hyola Regiment CL	2.86	3.53	2.23	2.04
DG Bindo TF	2.92	3.19	1.88	-
DG Hotham TF	-	-	-	-
DG Lofty TF	-	3.03	-	2.00
DG 408RR	-	-	-	-
Hyola 404RR	-	-	-	-
Hyola 410XX	2.59	2.98	1.73	1.95
Hyola 540XC	-	-	-	-
Hyola Garrison XC	2.75	3.20	2.15	-
Hyola Battalion XC	2.80	3.06	1.99	2.16
InVigor R 3520	-	-	-	1.93
InVigor R 4022P	3.02	3.13	2.24	2.06
InVigor R 4520P	3.18	3.09	2.09	2.21
InVigor R 5520P	-	-	-	-
Nuseed Condor TF	-	-	2.08	-
Nuseed Emu TF	3.03	3.29	2.15	-
Nuseed GT-53	-	-	-	-
Nuseed Raptor TF	2.97	3.77	2.29	1.96
Pioneer 43Y29 RR	-	-	-	-
Pioneer 44Y27 (RR)	3.16	3.41	2.40	2.04
Pioneer 44Y30 RR	3.29	3.17	2.15	2.04
Pioneer 45Y28 RR	3.14	3.37	2.17	-
VICTORY V5003RR	-	-	-	-
VICTORY V55-04TF	2.77	3.22	-	-
Site Mean (t/ha)	2.93	3.24	2.05	2.04
CV (%)	4.36	3.24	6.93	6.16
Probability	<0.001	<0.001	<0.001	<0.001
LSD (t/ha)	0.21	0.18	0.23	0.22
AnalysisDate	25-Nov-2021	08-Dec-2021	08-Dec-2021	25-Nov-2021
Sowing Date	25-May-2021	27-May-2021	24-May-2021	17-May-2021



Data Source:

2022 Grains Research and Development Corporation – 2021 National Variety GLY Trials. Please refer to the NVT website for further information.

Single Site Trial Results:

The results of the Single Site Analyses (SSA) are available quickly after harvest (about 14 days) to provide growers a descriptive representation of what happened in the environmental conditions ONLY at that trial. The SSA is conducted on a single trial at a single location in a single season. These results are derived from three variety replicates, tested in one environment, in one year. The SSA is less accurate and less reliable than the Multi Environment Trial at predicting long term variety performance for a location and should only be considered in context of the season experienced. The weakness of the SSA is that it has a low reliability to be able to repeat its results. For example, if the environmental conditions changed so would the variety rankings. Analysed trial yields in tonnes/ha and expressed as % of Trial Mean Yield, Always use LSD values to compare selected varieties in Single sites to determine if any significant differences between them










TruFlex[®]
CANOLA
with Roundup Ready[®] Technology

HYOLA 410XX

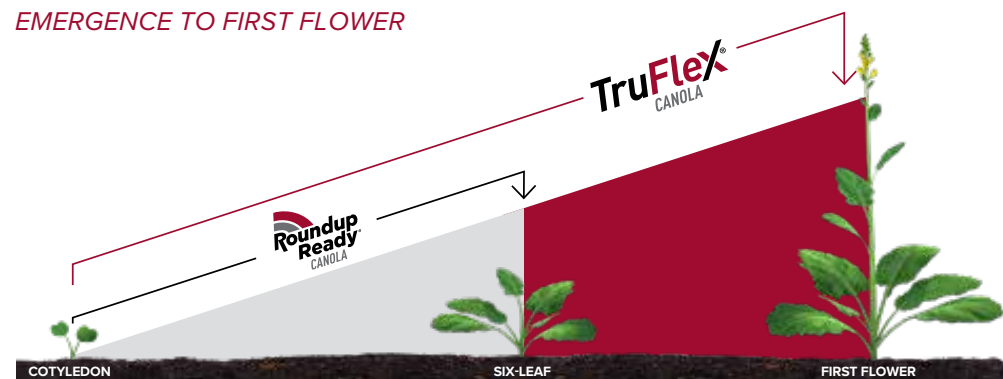
**Delivering Flexible Solution Driven Profits to Canola Growers
More Flexibility & Options than Roundup Ready (RR) Hybrids**



THE RATE FARMERS NEED FOR THEIR WEED CHALLENGES

PRODUCT	ACTIVE INGREDIENT			
	690 g/kg glyphosate (granule)	2 apps @ 0.9 kg/ha	2 apps @ 1.3 kg/ha	3 apps @ 0.9 kg/ha
	540 g/L glyphosate (liquid)	2 apps @ 1.15 L/ha	2 apps @ 1.67 L/ha	3 apps @ 1.15 L/ha

TRUFLEX CANOLA EXTENDED SPRAY WINDOW – EMERGENCE TO FIRST FLOWER



**When applying Roundup Ready
Herbicides at registered rates**

The window of application for Roundup Ready Herbicides extends past the six-leaf stage all the way to first flower.