

Mid Spring high yield Scepter type with improved canopy and disease resistance



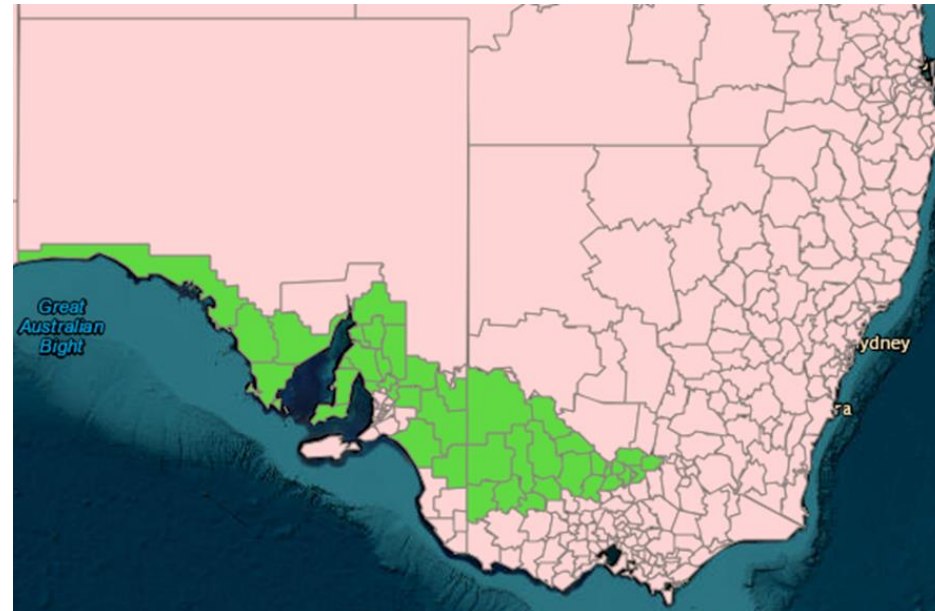


# LRPB Matador – Mid Spring high yield Scepter type



- LRPB Matador was developed by LongReach Plant Breeders as a Double Haploid produced from a cross between Scepter and broadly adapted breeding line
- **Mid maturity AH wheat with market leading yield** that has consistently outyielded Vixen and Scepter
- **Improved Powdery Mildew (MS) and Stripe rust resistance (MS) to improve yield security over Scepter** through addition of minor genes for both diseases
- LRPB Matador was tested as LPB18-4160 being first entered into LongReach yield trials in 2018 and NVT trials in 2022

LRPB Matador Minnipa, SA, 2022



LongReach Southern Breeder  
Dr Harpreet Gill

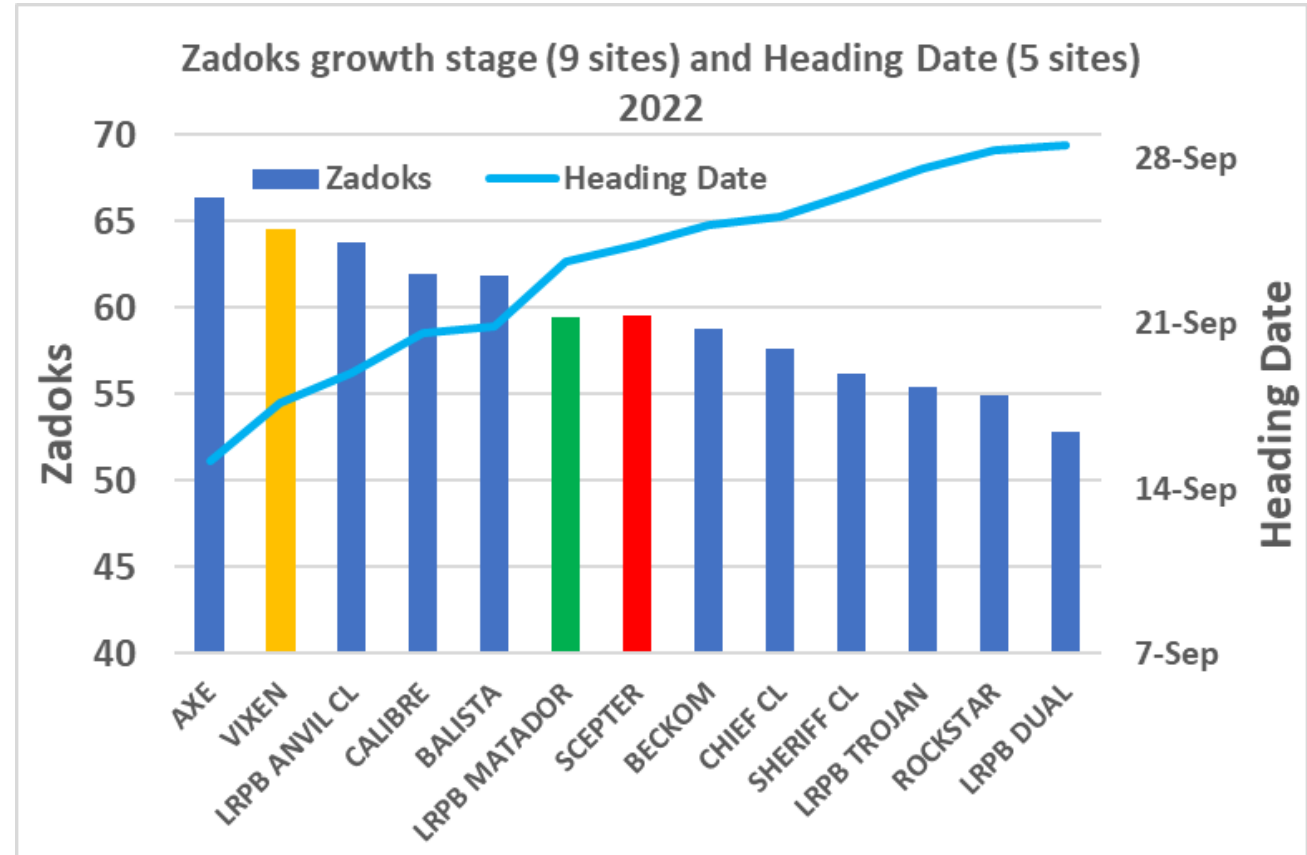


# Mid Spring Maturity similar to Scepter

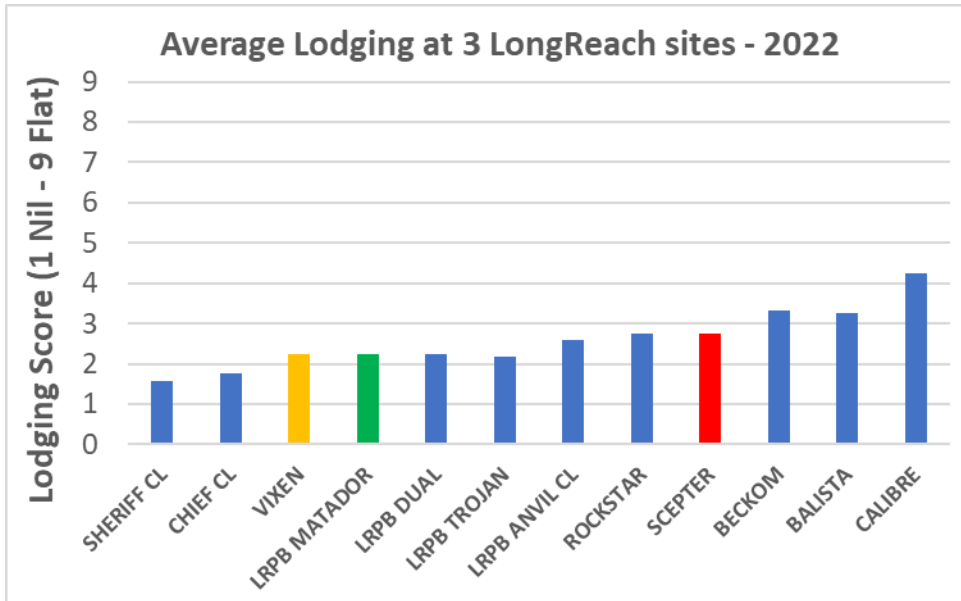
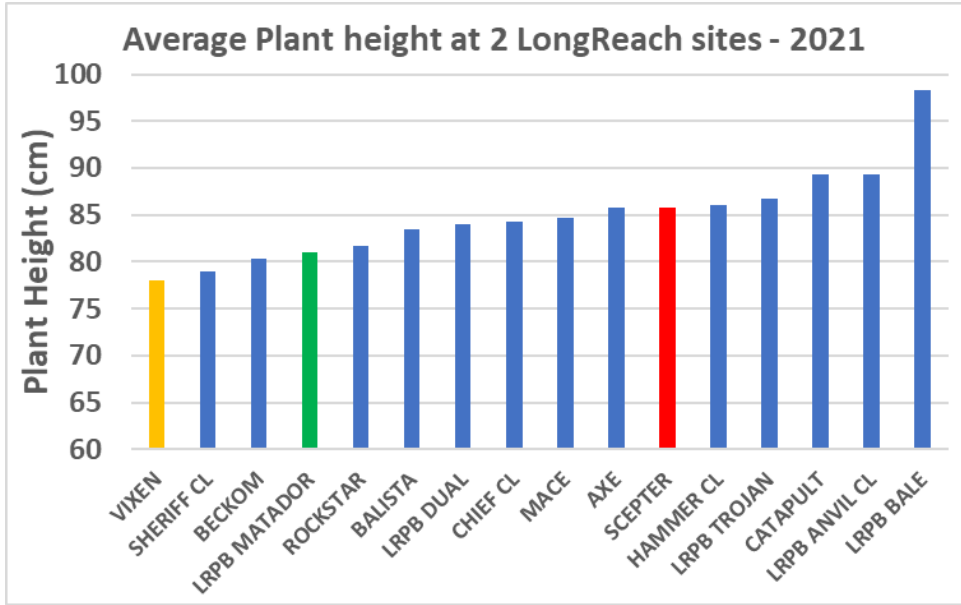
- Mid Spring variety with similar maturity to Scepter with broad adaptation to suit large market area
- LRPB Matador complements quicker varieties like Vixen and Calibre on farm with its maturity well suited to planting in early May as Scepter has been used



LRPB Matador LHS (Mid) vs Calibre (Quick-mid)



# Agronomy LRPB Matador



- LRPB Matador shows average vigour with good tillering and steadily builds bulk over the season
- Has 2 reduced height genes (Rht2 and Rht24) to produce a more erect and shorter type than Scepter which can handle both tough conditions and high production
- Lodging tolerance has shown to be better than Scepter and much better than Calibre
- Has tolerance genes for both Boron and Aluminium

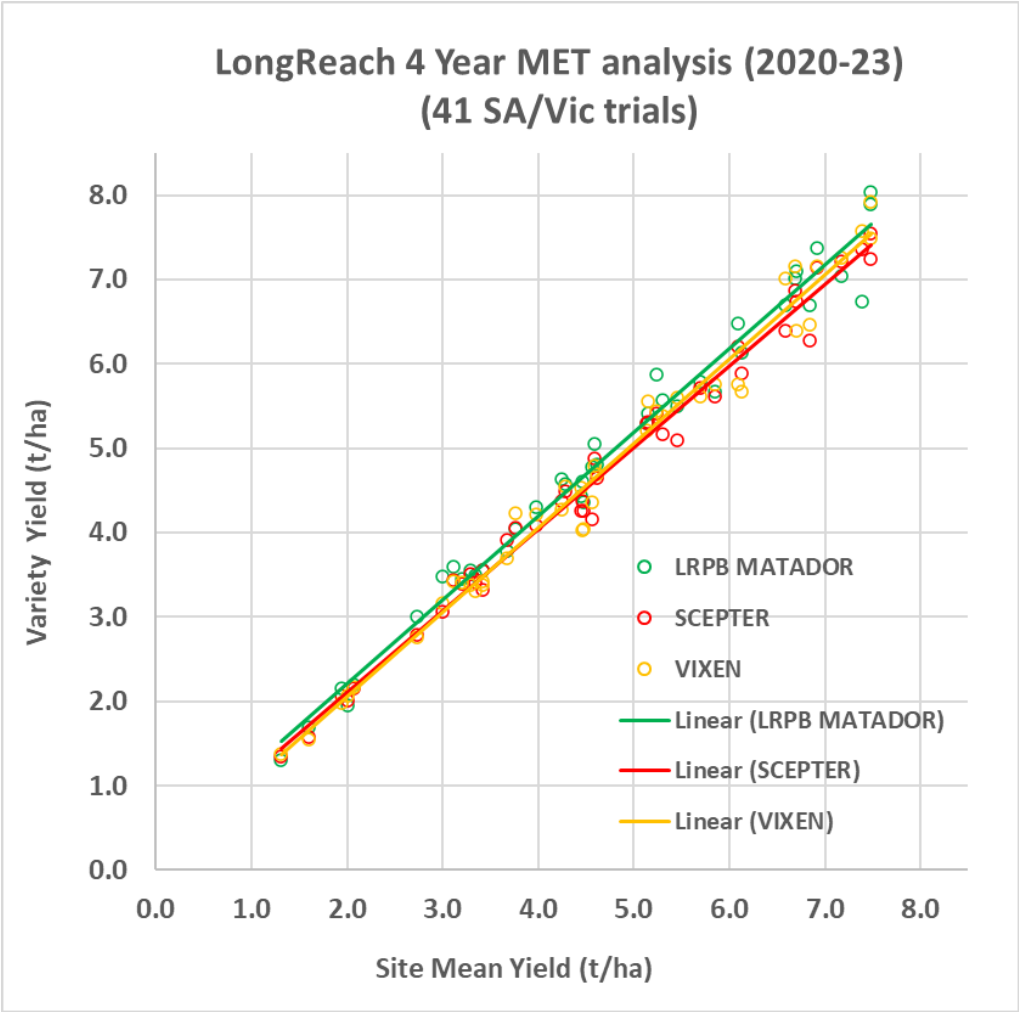
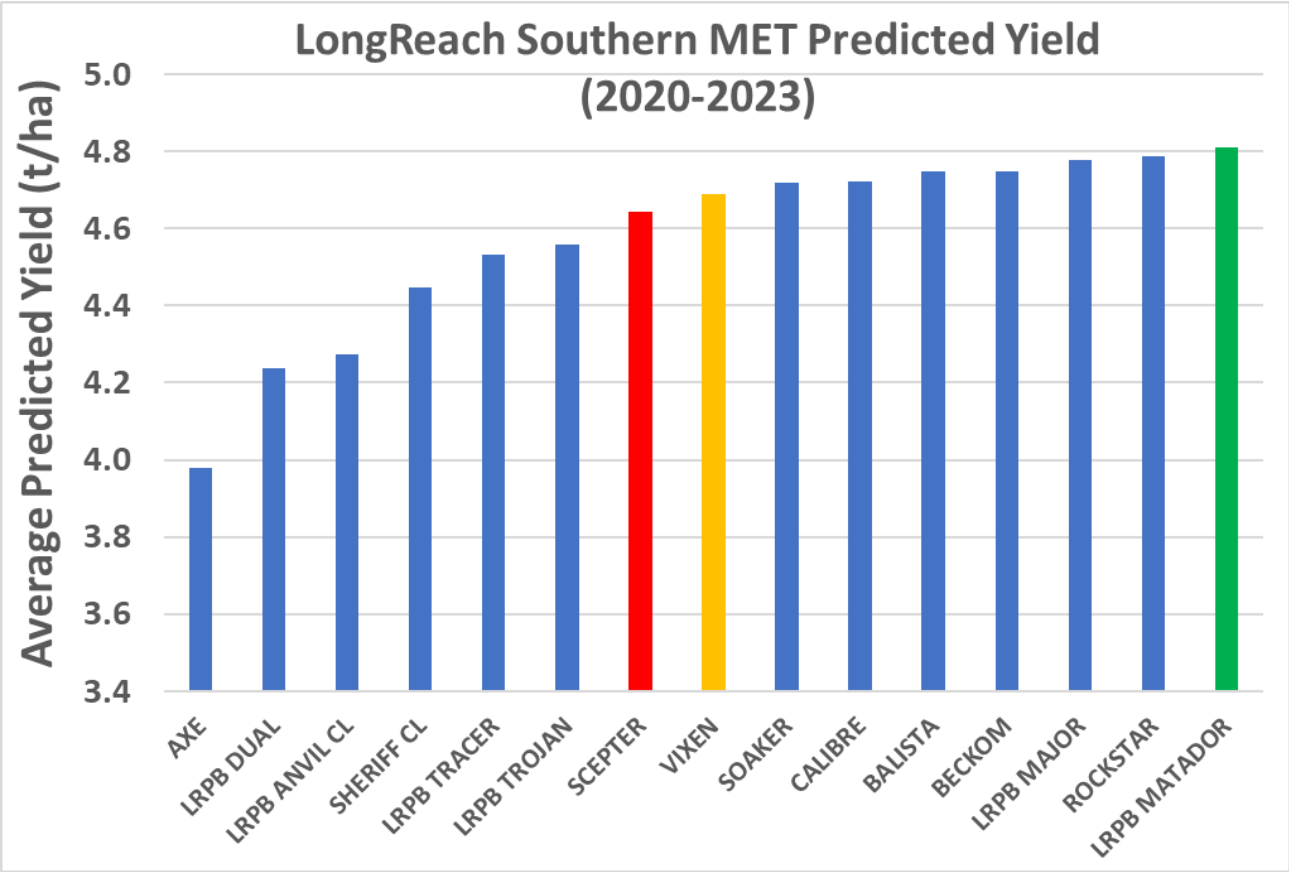




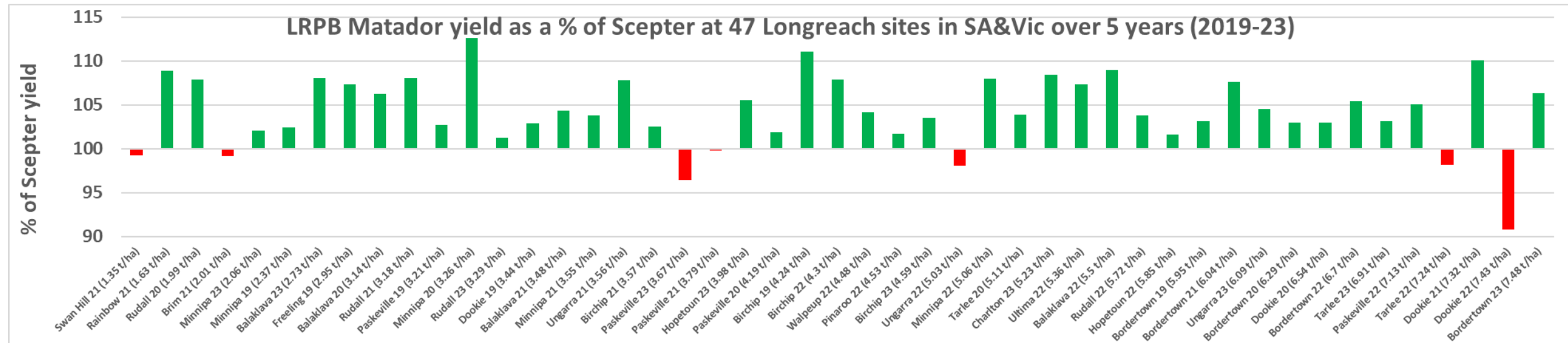
# LongReach Main Season MET Yield 2020-2023



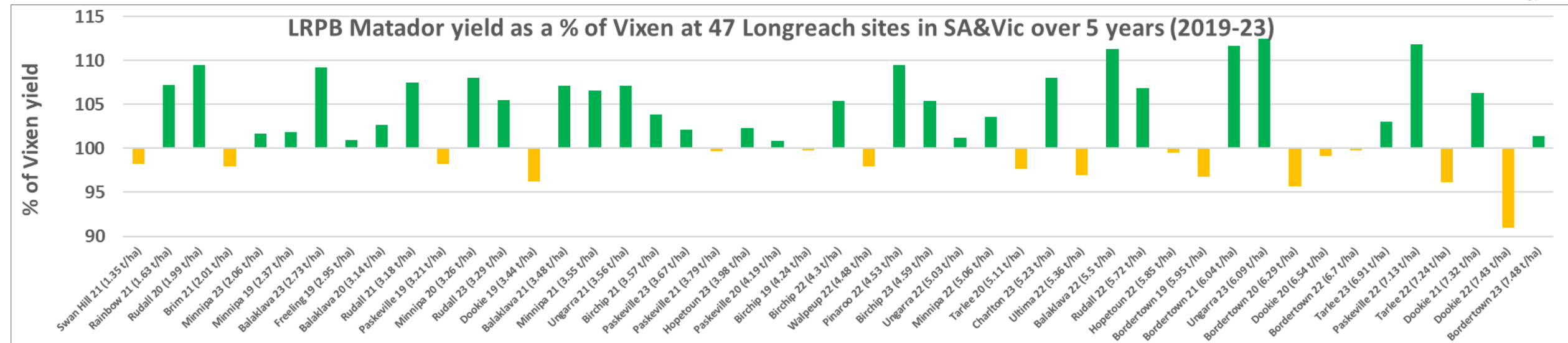
- Matador has consistently beat Scepter and Vixen in SA and Vic LongReach trials over the last 4 years



# LRPB Matador – Long Term high yield over 4 years testing



- In 47 LongReach trials over 5 years (2019-2023) LRPB Matador has consistently out yielded Scepter (85% of trials) and regularly outperformed Vixen (66% of trials)



# NVT Main Season MET Yield 2019-2023

NVT MET Predicted Long Term Yield (2019-23) for all SA/Vic Main Season trials as Yield Ranges (% Mean Yield)

Variety	Yield Group	0.5	1	1.5	2	2.5	3	3.5	4	4.5	5	5.5	6	6.5	7	7.5	8	8.5
	Trials	5	7	13	10	23	17	16	10	18	18	15	15	7	4	7	2	1
<b>LRPB Matador</b>	<b>70</b>	<b>114</b>	<b>117</b>	<b>115</b>	<b>112</b>	<b>111</b>	<b>114</b>	<b>111</b>	<b>110</b>	<b>109</b>	<b>109</b>	<b>108</b>	<b>109</b>	<b>105</b>	<b>107</b>	<b>105</b>	<b>112</b>	<b>108</b>
Calibre	148	121	120	121	115	114	116	112	112	109	109	107	106	105	105	104	104	107
Ballista	188	117	115	116	112	111	112	110	111	109	109	109	107	107	107	106	108	112
RockStar	187	109	107	110	110	109	109	110	109	109	109	107	109	106	107	108	114	109
Vixen	188	112	119	117	109	109	113	109	112	108	109	108	108	101	104	104	109	113
Brumby	108	104	109	113	109	108	110	109	108	108	109	107	106	106	106	105	106	107
<b>Scepter</b>	<b>188</b>	<b>102</b>	<b>111</b>	<b>112</b>	<b>107</b>	<b>107</b>	<b>110</b>	<b>107</b>	<b>106</b>	<b>106</b>	<b>107</b>	<b>106</b>	<b>105</b>	<b>103</b>	<b>105</b>	<b>104</b>	<b>105</b>	<b>107</b>
Soaker	38	97	107	105	105	104	107	105	104	105	106	105	105	104	105	104	100	108
LRPB Major	49	107	100	99	104	103	102	103	101	102	102	101	102	103	102	103	105	99
LRPB Scout	131	116	104	103	104	103	100	100	104	100	100	100	102	103	101	103	105	103
LRPB Trojan	187	92	93	96	99	99	99	102	100	102	103	101	104	101	101	102	107	103
Razor CL Plus	188	105	114	113	104	104	108	102	103	101	101	101	98	97	99	95	97	102
Sheriff CL Plus	187	93	100	103	99	100	102	101	100	101	101	100	101	94	98	98	105	97
LRPB Anvil CL Plus	126	104	115	115	101	102	105	97	101	97	97	96	93	93	93	93	89	99
Hammer CL Plus	166	97	103	107	98	99	101	98	98	97	97	96	93	94	95	91	89	92
LRPB Dual	108	106	102	98	99	99	98	96	96	95	94	93	92	92	91	90	92	89
Yitpi	188	91	89	93	93	94	92	93	92	94	93	92	92	92	90	89	91	88
<b>Mean Yield</b>	<b>t/ha</b>	<b>0.43</b>	<b>0.74</b>	<b>1.3</b>	<b>1.74</b>	<b>2.3</b>	<b>2.76</b>	<b>3.28</b>	<b>3.83</b>	<b>4.24</b>	<b>4.76</b>	<b>5.3</b>	<b>5.81</b>	<b>6.29</b>	<b>6.77</b>	<b>7.28</b>	<b>7.87</b>	<b>8.39</b>

LRPB Matador first included in NVT in 2022 (NVT Online 29th Feb 2024)

- Matador has performed well in NVT trials over the last 2 seasons with the Long Term MET yield showing it outyields Scepter across the full yield range

# NVT Main Season MET Yield 2019-2023

NVT MET Predicted Long Term Yield (2019-23) for all SA/Vic Main Season trials as Regions (% Mean Yield)

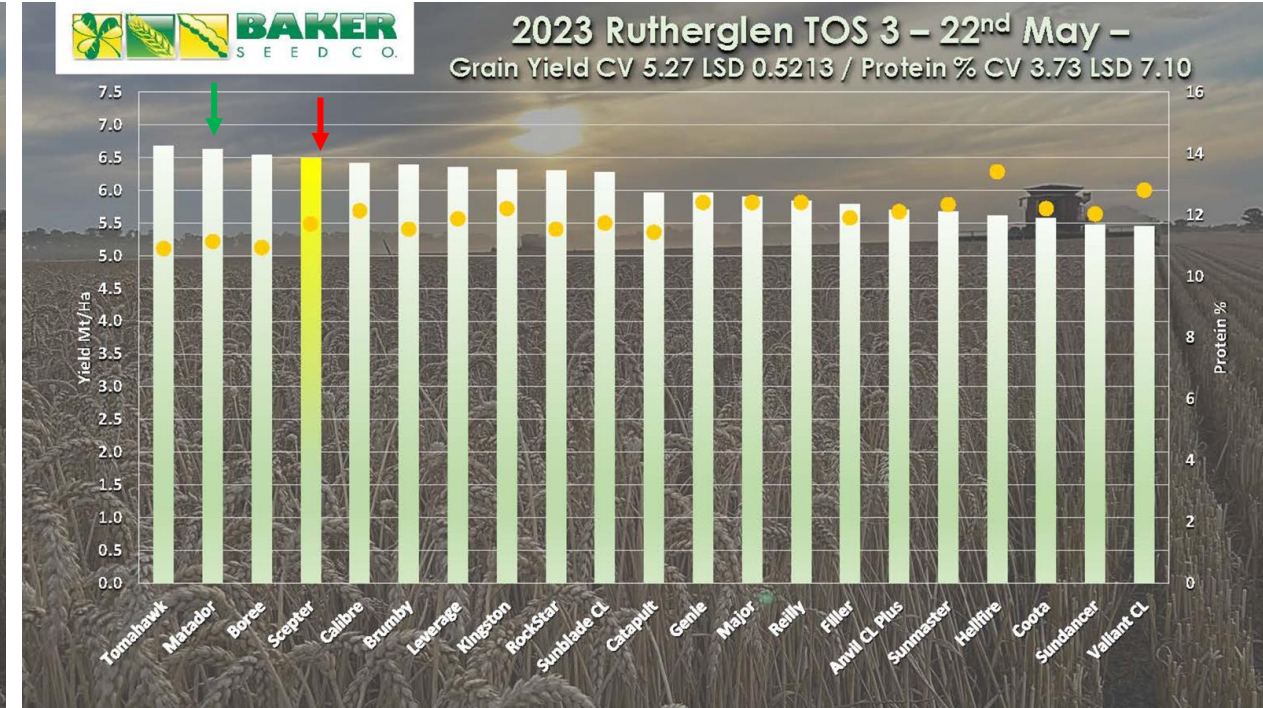
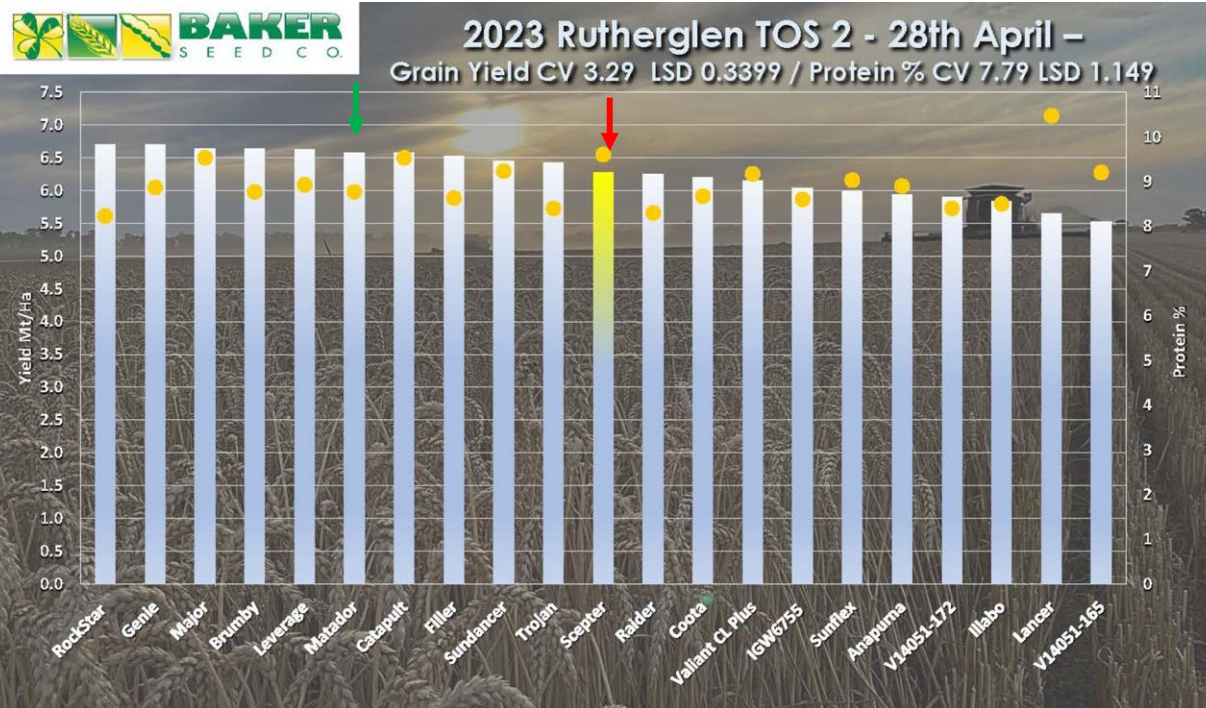
	State	South Australia						Victoria			
	Region	Upper EP	Lower EP	Yorke Pen	Mid Nth	SA Mallee	Sth East	Vic Mallee	Wimmera	Nth Central	Nth East
Variety	Trials	32	10	18	19	27	5	37	14	11	15
LRPB Matador	70	111	110	110	109	110	108	109	109	108	108
Calibre	148	111	108	109	109	113	106	110	111	108	105
Ballista	188	111	109	109	109	110	109	110	110	108	105
RockStar	187	109	108	109	108	109	109	109	110	108	108
Vixen	188	112	112	110	109	107	109	109	106	105	105
Brumby	108	108	109	108	107	109	106	108	108	108	106
Scepter	188	106	109	107	105	107	104	106	105	106	105
Soaker	38	104	109	106	105	105	104	105	104	102	103
LRPB Major	49	102	100	102	102	104	102	103	105	100	102
LRPB Trojan	187	100	103	102	101	100	103	101	102	99	101
LRPB Scout	131	102	96	99	101	102	102	102	103	105	103
Razor CL Plus	188	103	104	102	102	103	99	102	99	99	96
Sheriff CL Plus	187	101	103	103	100	99	100	99	99	97	99
LRPB Anvil CL Plus	126	98	99	97	98	100	93	98	94	99	94
Hammer CL Plus	166	96	97	97	97	98	93	96	96	97	93
LRPB Dual	108	96	92	95	95	98	93	95	96	90	90
Yitpi	188	91	92	93	93	94	92	93	94	91	89
Mean Yield	t/ha	2.24	4.83	4.16	4.54	2.35	5.74	3.59	4.22	4.84	5.83

LRPB Matador first included in NVT in 2022 (NVT MET 29th Feb 2024)

- Matador has performed well in NVT trials over the last 2 seasons with the Long Term MET yield showing broad adaption across regions



# Time of Seeding X Variety Trials Baker Seed Co



28th April Sown (20/10/23)



22nd May Sown (20/10/23)

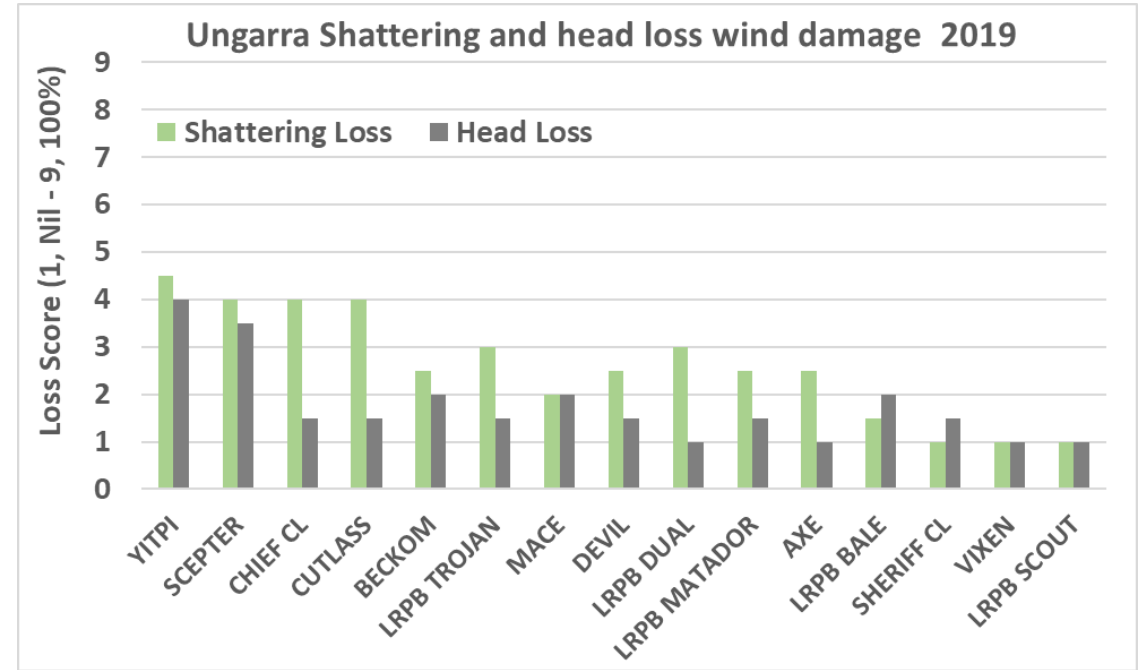
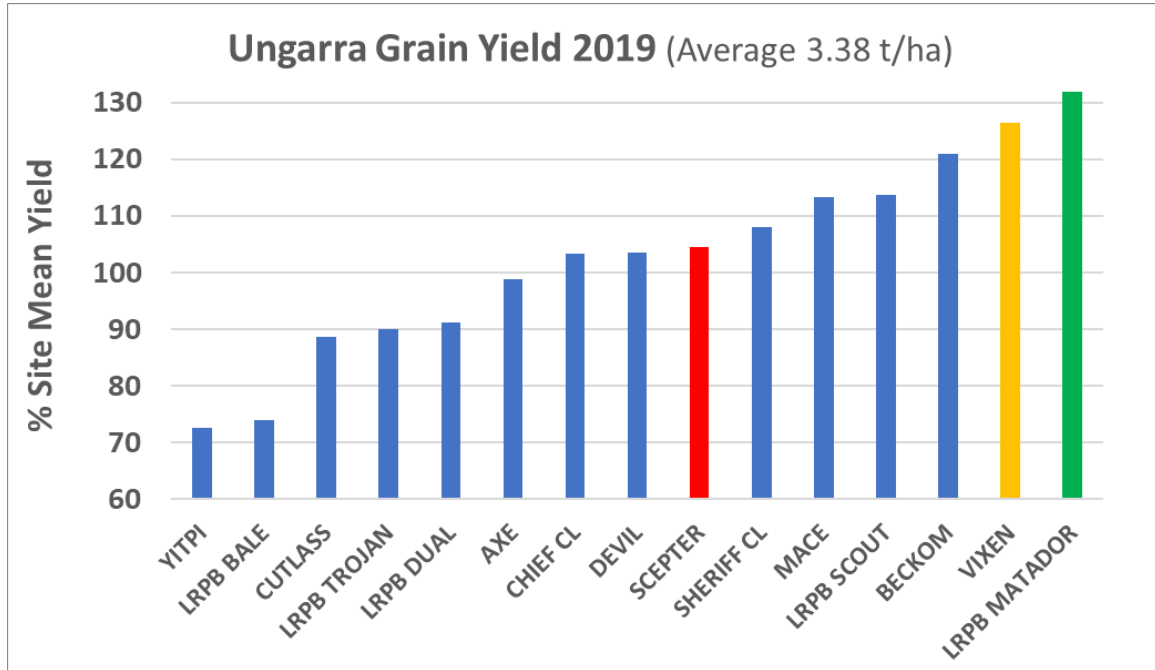


- In the Bakers Seeds Rutherglen trials Matador out yielded Scepter at both times of seeding
- Both varieties are targeted at early-mid May seeding times in this region and Matador showed good adaptability maintaining a similar yield in both trials

LRPB Matador available from:  
<https://bakerseedco.com.au/contact/>



# LRPB Matador– Agronomy (Surviving wind damage – Ungarra 2019)



Cummins, South Australia  
November 2019 Daily Weather Observations

Observations from Cummin Airport, about 2 km northwest of the town centre.

Date	Day	Temps		Rain	Evap	Sun	Max wind gust				9 am				3 pm						
		Day	Min				Max	Dir	Spd	Time	Temp	RH	Cld	Dir	Spd	MSLP	Temp	RH	Cld	Dir	Spd
		°C	°C	mm	mm	hours		km/h	local	°C	%	g/h		km/h	hPa	°C	%	g/h		km/h	hPa
1	Fr	14.6	23.2	0			W	43	14:07	18.5	53		ESE	13	1006.2	22.0	47		W	20	1005.6
2	Sa	9.3	23.7	4.8			WNW	43	12:05	16.4	100		N	13	1010.0	22.8	29		W	24	1009.2
3	Su	6.0	19.2	0			W	48	11:30	14.5	66		W	15	1016.7	17.2	42		WSW	30	1017.4
4	Mo	8.7	19.7	1.2			W	48	13:55	15.0	68		SW	20	1022.9	18.8	44		W	31	1023.6
5	Tu	3.8	23.9	0			W	56	14:08	14.1	65		N	20	1023.0	22.6	26		WNW	35	1018.3
6	We	5.4	19.8	0			W	63	13:46	15.8	65		W	28	1014.7	18.6	46		W	46	1013.9
7	Th	11.7	18.8	0.6						13.2	100		W	19	1014.5	17.3	62		W	43	1013.3
8	Fr	11.2	18.8				SW	63	00:31	12.4	79		SW	31	1017.3	16.8	43		SW	33	1020.1
9	Sa	4.7	20.7	0.2			WSW	39	14:52	13.3	54		W	20	1025.6	19.6	38		SSW	17	1023.5
10	Su	1.6	26.6	0			NW	44	14:42	14.3	69		NNE	4	1022.1	25.9	21		W	13	1016.2
11	Mo	10.4	37.7	0			W	83	15:29	25.8	18		N	28	1008.1	38.9	7		NNW	41	1002.7
12	Tu	10.0	19.1	0			SW	50	13:16	14.2	50		SW	24	1020.3	18.7	35		SW	31	1021.3
13	We	9.9	20.2	0.2			WSW	41	13:37	14.5	73		SW	19	1024.7	19.2	44		WSW	24	1023.7
14	Th	13.1	20.7	0.2			WSW	44	16:25	15.3	66		W	11	1021.7	19.9	51		WSW	22	1019.1
15	Fr	5.3	22.0	0			WSW	50	12:34	16.2	56		SW	19	1018.4	19.2	49		SSW	26	1018.7
16	Sa	8.5	23.0	0			SE	41	15:28	15.7	51		S	13	1022.4	22.3	36		SSE	24	1021.3
17	Su	2.6	25.4	0			SE	31	07:42	15.8	56		ESE	17	1024.2	24.4	28		NE	11	1021.3
18	Mo	7.6	34.4	0			NW	52	12:31	22.8	29		N	20	1016.7	33.5	11		WNW	31	1013.9
19	Tu	11.8	33.6	0			NE	35	22:13	19.5	64		SSE	15	1013.9	30.9	30		ENE	19	1011.0
20	We	19.4	44.4	0			NNW	87	13:27	33.6	10		N	28	1004.7	43.0	5		N	50	998.9
21	Th	15.3	23.1	0			WSW	61	02:38	17.6	71		SW	26	1011.4	21.7	44		SW	26	1013.5
22	Fr	3.5	22.7	0			WSW	39	14:27	15.0	58		WNW	7	1020.5	21.2	35		WSW	20	1018.3
23	Sa	5.9	23.9	0			W	37	13:24	16.4	72		SW	11	1022.5	23.2	40		WSW	24	1020.3
24	Su	2.0	29.9	0			WSW	44	15:16	17.1	59		NE	13	1018.0	28.8	17		NW	24	1012.5
25	Mo	15.8	27.4	0			SW	57	12:03	20.5	44		S	15	1007.2	23.0	44		SSW	39	1007.0
26	Tu	4.5	22.8	0			SSW	41	15:52	14.8	45		S	17	1019.3	22.3	30		SSW	17	1018.5
27	We	2.3		0						16.5	55		NNE	7	1017.5						

Statistics for the first 27 days of November 2019

Mean	8.348								17.0	59			17	1017.2	23.5	34			27	1018.6	
Max	19.4	44.4	0						33.6	10			SW	26	1011.4	21.7	44		N	50	998.9
High/Low	19.4	23.1	0				NNW	87	33.6	10			SW	21	1025.6	43.0	62		N	50	1023.3
Total	7.2																				

Statistics for the first 27 days of November 2019

Mean	8.3	24.8							17.0	59			17	1017.2	23.5	34			27	1015.5	
Lowest	1.6	18.8	0						12.4	10			NNE	4	1004.7	16.8	5		NE	11	998.9
Highest	19.4	44.4	4.8						33.6	100			SW	31	1025.6	43.0	62		N	50	1023.7
			7.2																		

- Severe wind gusts over EP SA on 20th November 2019 caused major grain losses
- The LRPB trial was scored for head loss and shattering with LRPB Matador (4.5 t/ha) showing lower losses and out yielding Scepter (3.5 t/ha) by a tonne
- Vixen (4.3 t/ha) stood up well to wind and expanded rapidly in this area, but was still out yielded by LRPB Matador





LRPB Matador available from Modra Seeds Ungarra, SA, 2023



LRPB Matador LHS (6.29 t/ha) vs Scepter RHS (5.97 t/ha) Diggora, SA, 2022



LRPB Matador LHS (6.30 t/ha) vs Scepter RHS (5.88 t/ha) Bordertown, SA, 2021



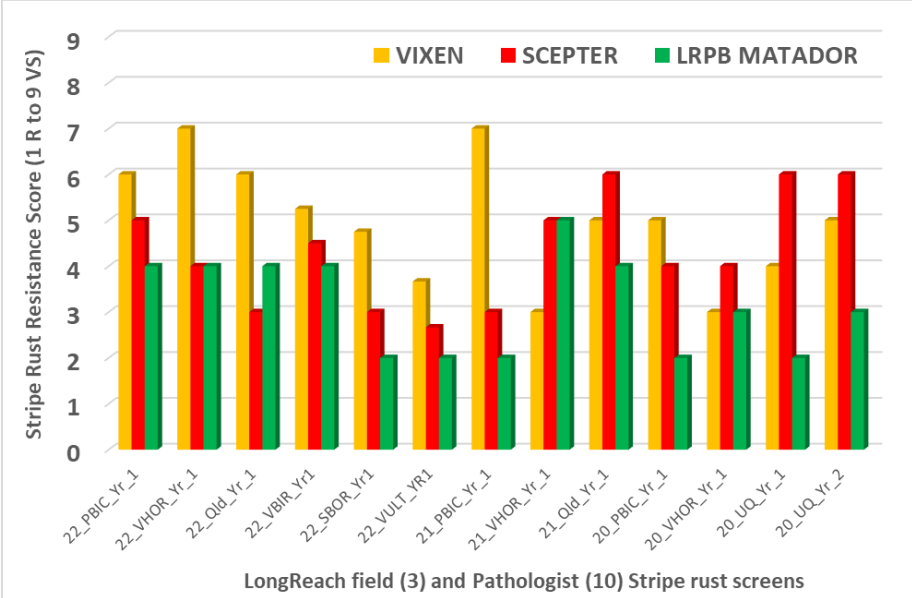
LRPB Matador available from RH Verner & Co Korunye, SA, 2023



# Disease Ratings – LRPB Matador

Variety	Stripe Rust (2023 East)			Septoria Tritici Res.	Yellow Leaf Spot Res.	Powdery Mildew Res.	Crown Rot Res.		Prat. neglectus Res.	Prat. neglectus Tol.	Prat. thornei Res.	Prat. thornei Tol.	Black Point Res.
	Leaf Rust Res.	Stem Rust Res.	Res.				Rot Res.	CCN Res.					
Ballista	S	MR	MSS	SVS	MS	SVS	S	MRMS	S	MTMI	MRMS	MI	MS
Brumby	SVS	MR	MS	S	MRMS	MR/S	S	MRMS	MRMS	TMT	MS p	MI	MS p
Calibre	S	MR	S	S	MRMS	MSS	S	MRMS	S	MT	MSS	MII	MS p
Hammer CL Plus	S	MR	MS	MSS	MRMS	S	MSS	MRMS	MSS	MTMI	S	I	MRMS
LRPB Anvil CL Plus	SVS	MR	S	VS	MSS	SVS	MSS	MS	MSS	MII	S	VI	S p
LRPB Major	MR p	MRMS	MRMS	MSS	MS	MS	MSS p	MRMS p	MSS	-	MSS	MTMI	MSS p
LRPB Matador	MSS	MS	MS	S p	MRMS	MS	MSS p	MS p	S	-	MRMS	MT	MS p
LRPB Trojan	MR #	MRMS	S	S	MSS	S	MS	MS	MSS	MT	MSS	MI	MS
Razor CL Plus	S	MRMS	MRMS	SVS	MSS	MSS	S	MR	S	MT	MS	MI	MS
RockStar	S	MRMS	S	S	MRMS	SVS	S	MSS	MRMS	I	MS	MI	MSS
Scepter	MSS	MRMS	MSS	S	MRMS	SVS	MSS	MRMS	S	MTMI	MSS	MT	MS
Sheriff CL Plus	SVS	MS	SVS	S	MRMS	SVS	S	MS	MRMS	MTMI	MRMS	I	MS
Soaker	S p	MR p	MS p	S p	MS p	S p	S	MS p				MI	MS p
Vixen	SVS	MRMS	SVS	S	MRMS	SVS	S	MSS	MRMS	I	MS	I	MSS

NVT Ratings 29th Feb 2024 except for ratings from LPB screens for BP/CR (Matador, Major and Soaker) and CCN (Soaker) as NVT not available. P Provisional rating.



## Comments

- Stripe Rust for LRPB Matador has been rated MS (LongReach and NVT rating) as we have consistently seen a better rating in screens than Scepter (MSS) or Vixen (SVS) with extra APR genes on top of the Scepter reaction type to support fungicides in the paddock
- NVT Powdery rating for LRPB Matador (MS) shows similar level of partial resistance we have seen be effective in reducing the PM pressure in the lower canopy and support fungicide treatments to contain the disease. While its not a complete major gene resistance it is a considerable improvement on the rating of Scepter, Vixen and Rockstar (all SVS) with “removal of suckers” being the strategy promoted by pathologists for PM.



# Adult Plant Resistance slows down Stripe Rust– LRPB Matador (MS)



LRPB Matador (LHS) vs Scepter (RHS) Bordertown, SA, 2022




LRPB Matador (LHS) vs Scepter (RHS) BCG Fungicide trial Kinnabulla, Vic 2023

- Matador (MS) has enough Adult Plant Resistance to Slow down the early development of Stripe Rust to give you more support for fungicides compared to Scepter (MSS)



# Disease and Fungicides Response AGF Seeds – LRPB Matador

2023 AGF Smeaton Quick Season Wheat Variety Trial Results								
Variety	2 Fungicides	Homogenous	%	1 Fungicide	Yield %	Nil Fungicide	Yield %	Yield %
	t/ha	Groups	Mean	t/ha	v 2 Fungicides	t/ha	v 2 Fungicides	v 1 Fungicides
Matador	7.56	A	115	7.73	102	6.41	85	83
Reilly	6.88	B	105	6.99	102	4.29	62	61
Kingston	6.88	B	105	6.36	92	3.96	58	62
Genie	6.70	BC	102	6.44	96	5.20	78	81
LPB19-8035	6.65	BC	101	7.09	107	4.14	62	58
LPB19-8213	6.55	BC	100	6.93	106	4.02	61	58
Rockstar	6.44	C	98	6.47	101	4.32	67	67
Scepter	5.83	D	89	6.29	108	4.02	69	64
Tomahawk CL Plus	5.47	D	84	5.64	103	3.56	65	63
Site Mean (t/ha)	6.55			6.66	102	4.44	67	66
CV	4.13							
P Value	0.0000							
LSD	0.394							



AGF Seeds Quick Season Wheat Variety Trial Disease Infection Scoring (0-100) – Sown 18<sup>th</sup> May 2023

Variety	2 Fungicides Infection Scoring (0-100)			1 Fungicides Infection Scoring (0-100)			Nil Fungicide Infection Scoring (0-100)		
	Septoria Tritici Blotch	Stripe Rust	Powdery Mildew	Septoria Tritici Blotch	Stripe Rust	Powdery Mildew	Septoria Tritici Blotch	Stripe Rust	Powdery Mildew
Genie	30	20	0	30	20	5	30	35	5
Kingston	40	40	0	40	50	0	40	60	0
LPB19-8035	30	30	0	20	30	0	20	30	0
LPB19-8213	40	40	0	40	30	0	40	60	0
Matador	30	20	0	25	20	0	25	25	0
Reilly	20	20	0	20	25	0	30	40	0
Rockstar	40	30	0	40	40	5	40	60	0
Scepter	40	30	0	40	35	0	40	65	0
Tomahawk CL Plus	40	30	0	40	35	0	40	65	0

- Matador stood out in the AGF Seeds Fungicide x Variety trial as a Main Season wheat with high yield potential and enough resistance to protect yield under high disease pressure

LRPB Matador available from:  
<https://agfseeds.com.au/contact-us/>

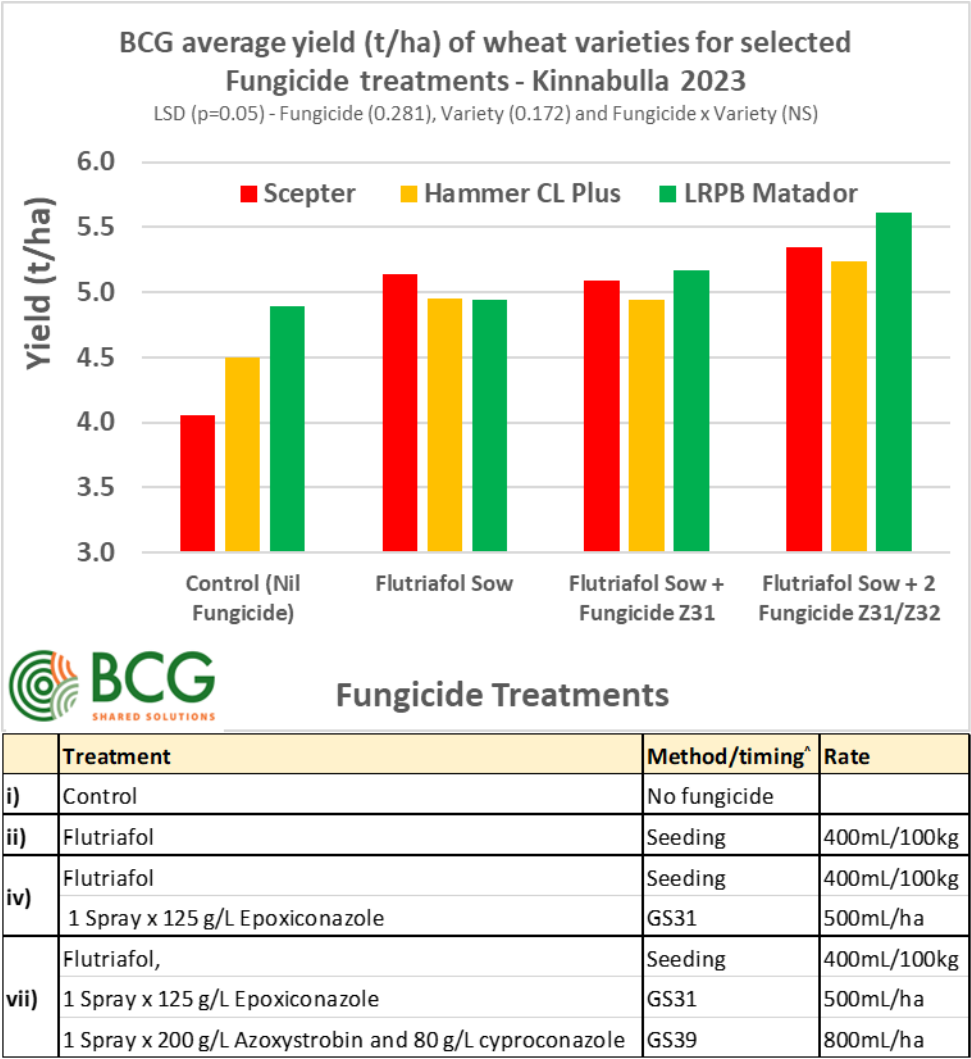
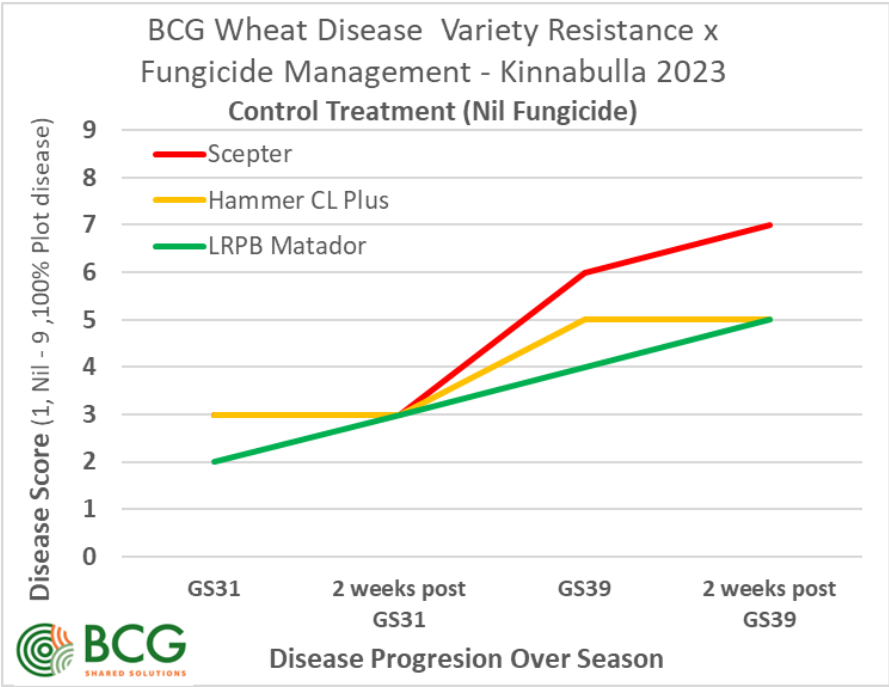




# Disease and Fungicides Response – LRPB Matador

Variety	Source	Leaf Rust Res.	Stem Rust Res.	Stripe Rust Res.	Septoria tritici Res.	Yellow Leaf Spot Res.	CCN Res.	Powdery Mildew Res.	Quality Classification SA/Vic
HAMMER CL PLUS	NVT Rating	S	MR	MS	MSS	MRMS	MRMS	S	AH
LRPB MATADOR	NVT Rating	MSS	MS	MS	Sp	MRMS	MSP	MS	AH
SCEPTER	NVT Rating	MSS	MRMS	MSS	S	MRMS	MRMS	SVS	AH

- In **BCG Mallee trials** the improved disease resistance of **Matador** showed **lower overall disease incidence** (Septoria and Stripe Rust) **plus a higher yield than Scepter** and Hammer when unsprayed as well as a smaller fungicide yield response



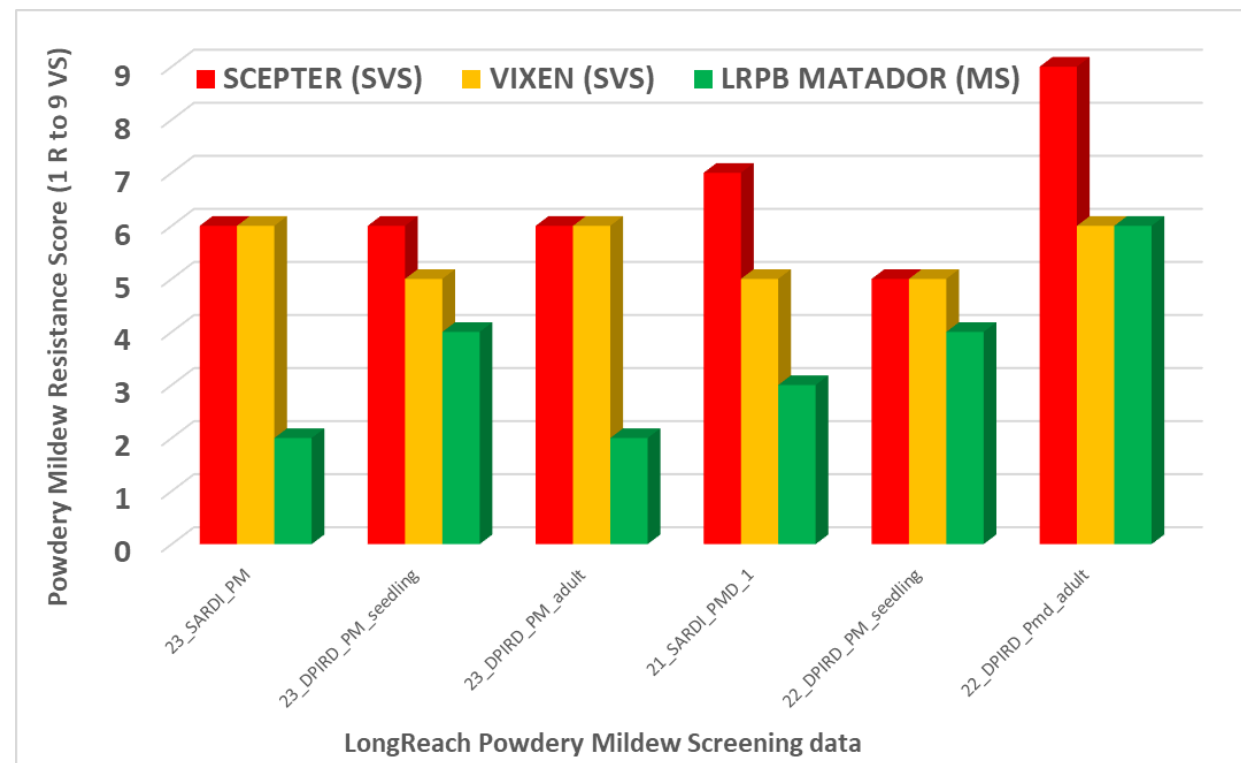
<sup>^</sup> Plant Growth stage (Zadoks) GS31 = stem elongation, GS39 = flag leaf emergence.

<https://grdc.com.au/resources-and-publications/grdc-update-papers/tab-content/grdc-update-papers/2024/02/management-of-disease-complexes-in-the-southern-victorian-mallee-cereals>

# Pulling back Powdery Mildew– LRPB Matador (MS)

- Pathologists promote replacing susceptible to very susceptible (SVS) suckers with **moderately susceptible (MS) varieties** as the most effective strategy for Powder Mildew
- Fungicide Resistance to Group 3 (DMI) & Group 11 (Qol) products has been **widely documented** in areas of **SA/Vic with Powdery Mildew**
- New **Mildewcides products** have been registered on temporary permits for wheat and **combining these with improved varietal resistance** is actively promoted by chemical companies to **ensure their longevity**
- Further reading:

- <https://grdc.com.au/resources-and-publications/grdc-update-papers/tab-content/grdc-update-papers/2021/02/management-of-powdery-mildew-on-fungicide-resistant-wheat>
- <https://grdc.com.au/resources-and-publications/grdc-update-papers/tab-content/grdc-update-papers/2024/02/cereal-disease-update-2025>



2023 Cummins Ag Wanilla wheat variety disease ratings - Nil Fungicide PM assessment 15/9/23.

	% Leaf Area Death - Powdery Mildew				% Incidence - Powdery Mildew			
	Head	Flag	Flag-1	Flag-2	Head	Flag	Flag-1	Flag-2
LRPB Matador	0.0 <i>b</i>	0.0 <i>c</i>	0.0 <i>c</i>	0.0 <i>d</i>	0% <i>c</i>	0% <i>c</i>	8% <i>cd</i>	0% <i>c</i>
Scepter	0.2 <i>ab</i>	0.7 <i>bc</i>	0.5 <i>abc</i>	0.0 <i>d</i>	33% <i>ab</i>	58% <i>ab</i>	43% <i>bc</i>	0% <i>c</i>
Vixen	0.5 <i>a</i>	1.1 <i>b</i>	0.2 <i>bc</i>	0.0 <i>cd</i>	42% <i>a</i>	67% <i>a</i>	19% <i>cd</i>	4% <i>c</i>
P	<0.001	<0.001	<0.001	<0.001	<0.001	<0.001	<0.001	<0.001

ASReml spatial analysis. Back transformed Sqrt data for %LAD, and Log data for % Incidence.



# Grain Quality AH for SA and VIC

Grain quality summary for 7 SA/Vic LPB Main Season S2M trials (2019)

Variety	Test Weight (kg/hl)			Protein (%)			Screenings %			Grain Size (g/1000)		
	Ave	Max	Min	Ave	Max	Min	Ave	Max	Min	Ave	Max	Min
AXE	84.5	86.0	82.5	12.1	13.3	10.1	1.5	5.0	0.2	37.5	43.6	29.8
BECKOM	85.1	87.1	81.9	11.9	14.1	9.9	3.2	13.1	0.0	31.0	37.1	24.0
LRPB MATADOR	84.8	86.6	82.3	11.2	13.8	8.0	3.3	9.6	0.1	35.7	44.5	26.4
LRPB TROJAN	85.3	87.8	82.1	12.3	15.7	9.8	1.8	7.8	0.1	36.9	44.5	26.8
MACE	85.7	86.9	84.0	11.4	13.8	9.4	1.5	4.9	0.0	38.0	43.7	30.2
YITPI	84.5	86.6	81.5	13.3	17.0	10.5	2.6	9.9	0.2	36.1	44.9	26.2

Grain quality summary for 3 SA/Vic LPB Main Season EM trials (2020)

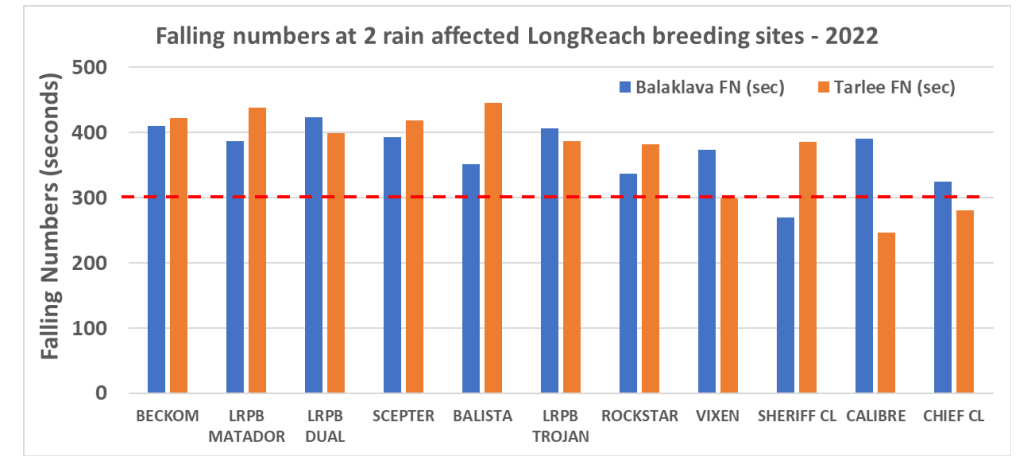
Variety	Test Weight (kg/hl)			Protein (%)			Screenings %			Grain Size (g/1000)		
	Ave	Max	Min	Ave	Max	Min	Ave	Max	Min	Ave	Max	Min
BECKOM	85.4	86.7	82.9	11.9	13.2	10.9	0.7	1.3	0.4	37.1	38.4	34.5
LRPB MATADOR	86.0	87.0	84.4	11.5	11.8	10.9	0.7	1.3	0.4	40.6	43.4	35.7
LRPB TROJAN	86.8	87.7	85.1	12.3	13.3	11.4	0.4	0.5	0.2	42.9	48.1	39.2
MACE	86.0	87.5	83.8	12.0	12.6	11.3	0.3	0.4	0.3	42.6	44.4	41.5
ROCKSTAR	86.3	87.5	84.4	11.0	11.8	10.3	0.8	1.4	0.4	47.8	51.6	45.0
SCEPTER	87.0	88.1	85.2	11.5	12.1	10.9	0.7	1.1	0.4	46.0	47.1	44.0
VIXEN	84.5	85.6	83.0	12.0	12.2	11.8	0.5	0.6	0.3	43.8	48.2	40.0
YITPI	86.0	86.8	84.8	12.6	13.7	11.8	0.9	1.0	0.6	41.6	44.7	38.9

Grain quality summary for 4 SA/Vic LPB Main Season EM trials (2021)

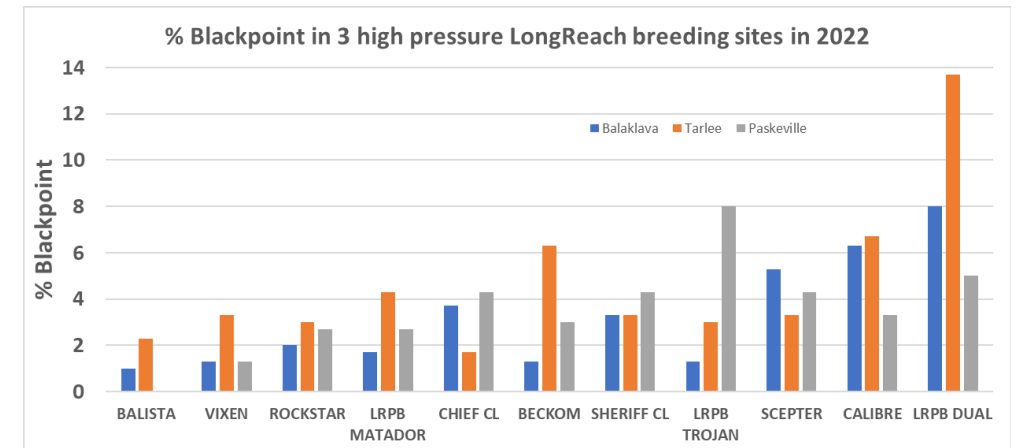
Variety	Test Weight (kg/hl)			Protein (%)			Screenings %			Grain Size (g/1000)		
	Ave	Max	Min	Ave	Max	Min	Ave	Max	Min	Ave	Max	Min
BALISTA	85.1	88.2	78.8	10.5	11.4	9.5	1.3	3.0	0.2	46.2	52.3	42.1
BECKOM	84.9	88.5	80.1	11.9	12.4	11.0	1.1	2.0	0.3	36.4	37.4	35.7
LRPB MATADOR	86.1	88.4	80.5	10.7	11.0	10.2	1.3	2.8	0.7	42.7	46.8	39.6
LRPB TROJAN	85.8	89.1	80.7	12.0	13.5	10.7	0.8	1.2	0.4	43.2	46.3	40.9
MACE	85.8	87.4	81.5	11.6	12.3	10.8	0.6	0.9	0.3	43.2	46.8	40.6
ROCKSTAR	84.8	87.9	80.4	10.6	11.3	9.8	1.1	1.9	0.1	46.9	50.8	44.3
SCEPTER	86.1	89.3	79.4	10.8	11.3	10.2	0.9	1.4	0.5	45.6	49.2	40.8
VIXEN	84.4	88.9	78.3	11.3	12.2	10.4	0.9	1.9	0.1	44.2	49.5	40.3

Grain quality summary for 3 SA/Vic LPB Main Season EM trials (2022)

Variety	Test Weight (kg/hl)			Protein (%)			Screenings %			Grain Size (g/1000)		
	Ave	Max	Min	Ave	Max	Min	Ave	Max	Min	Ave	Max	Min
BALISTA	83.2	85.3	80.0	10.3	11.6	8.8	0.9	1.0	0.8	49.8	52.7	44.7
BECKOM	83.8	85.8	80.0	10.8	11.7	9.5	1.8	3.7	0.6	35.4	38.7	29.5
CALIBRE	82.2	85.1	76.9	11.3	13.2	9.5	0.8	1.0	0.6	47.2	52.5	40.4
LRPB MATADOR	83.7	86.7	79.2	11.3	13.4	9.8	0.7	0.8	0.6	44.3	48.6	38.9
LRPB TROJAN	83.5	87.6	76.9	11.2	12.7	9.4	0.8	1.4	0.4	44.9	48.6	37.9
ROCKSTAR	82.4	85.3	78.0	10.8	13.0	9.0	0.9	1.2	0.6	47.1	53.0	40.7
SCEPTER	85.3	87.2	82.2	11.3	12.9	9.3	0.9	1.2	0.8	48.2	53.2	39.6
VIXEN	81.9	84.6	77.9	11.7	12.6	10.9	1.5	2.3	1.0	42.7	49.3	37.0

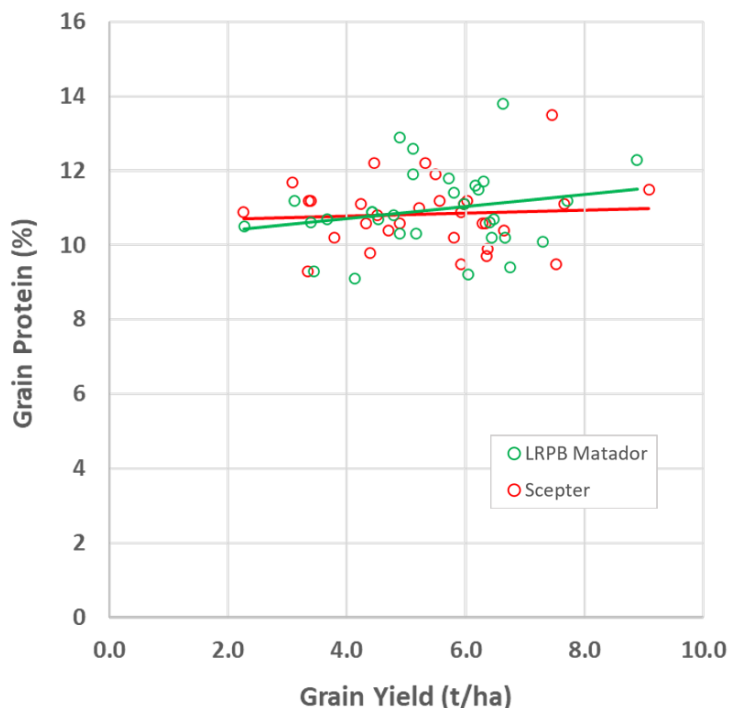


- AH Classification (Southern Zone – SA/Vic)
- Medium grain size with low-moderate screenings and good test weight
- Solid Blackpoint tolerance (MS) and Falling Number tolerance at sites with rain at harvest



# NVT Grain Quality data 2022

LRPB Matador vs Scepter (31 trials 2022)



LRPB Matador available from  
AG Schilling & Co, Cunliffe SA



NVT Grain Quality - Data summary for 31 Main Season trials that varieties all present

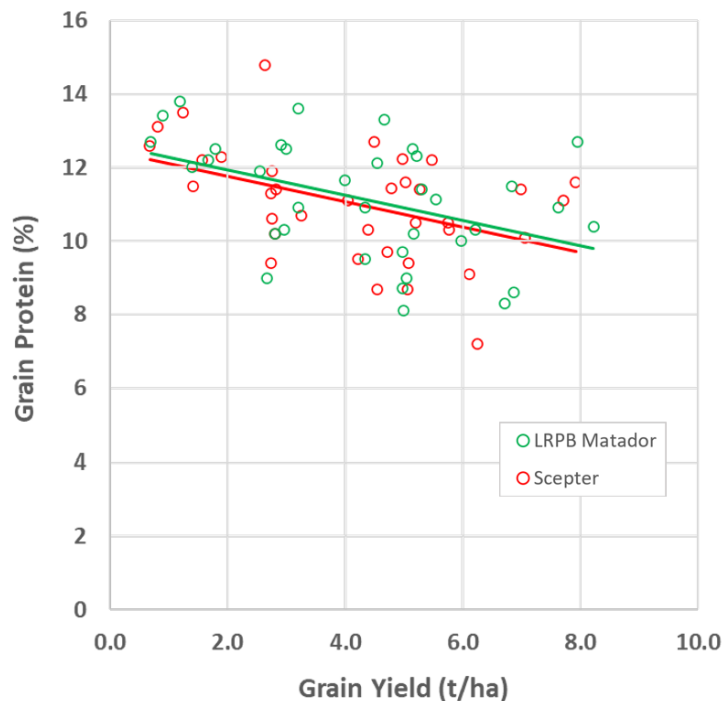
Variety Name	kg/hectolitre			Protein %			Screenings %			g/1000 seed		
	Ave	Max	Min	Ave	Max	Min	Ave	Max	Min	Ave	Max	Min
Ballista	79.2	83.8	70.4	10.1	13.4	8.4	2.1	7.2	0.4	50.0	60.0	39.6
Boree	79.1	84.0	71.1	10.4	12.7	8.5	1.9	5.2	0.3	46.4	55.2	31.3
Brumby	79.4	83.0	72.8	10.5	12.8	8.9	1.6	4.4	0.3	46.5	53.0	34.5
Calibre	78.8	83.0	72.2	10.8	13.0	9.0	1.9	6.0	0.2	49.4	58.7	35.4
Catapult	79.8	83.4	75.5	10.8	14.6	9.2	2.0	5.6	0.4	43.8	50.3	35.1
Chief CL Plus	77.9	83.0	70.7	11.6	13.6	9.8	1.6	4.3	0.2	50.3	60.3	39.3
Cutlass	79.5	83.6	70.7	10.4	12.7	8.8	1.6	4.8	0.3	43.4	48.0	36.3
EG Titanium	77.7	81.0	68.5	10.9	13.6	9.1	2.1	5.5	0.3	47.9	53.9	40.6
Grenade CL Plus	79.1	83.1	70.0	11.0	12.0	9.5	1.3	4.4	0.2	45.4	52.2	40.9
Hammer CL Plus	80.3	84.0	75.2	11.5	13.9	9.8	1.4	4.0	0.3	43.4	51.1	36.7
Kord CL Plus	79.0	82.8	74.2	12.0	14.1	10.3	1.8	5.0	0.3	48.9	58.1	41.1
LRPB Anvil CL Plus	79.9	85.4	71.4	11.6	13.0	9.6	1.6	4.9	0.1	46.8	52.2	32.8
LRPB Dual	79.9	84.6	70.4	11.7	14.4	9.5	3.1	7.5	0.5	44.1	50.2	36.1
<b>LRPB Matador</b>	<b>79.8</b>	<b>84.2</b>	<b>70.9</b>	<b>11.0</b>	<b>13.8</b>	<b>9.1</b>	<b>2.6</b>	<b>7.6</b>	<b>0.4</b>	<b>44.8</b>	<b>52.8</b>	<b>35.6</b>
LRPB Trojan	79.9	83.8	62.8	10.7	12.6	8.6	2.4	8.2	0.1	44.3	51.5	30.8
Mace	79.4	83.6	73.5	11.5	13.1	9.3	1.3	3.1	0.2	45.0	52.2	37.2
Razor CL Plus	80.2	84.2	74.2	10.8	13.0	9.0	1.8	5.2	0.2	45.6	52.9	35.3
Reilly	81.2	85.8	71.6	10.8	12.4	9.0	1.9	4.7	0.3	43.9	51.7	35.7
RockStar	79.2	83.0	66.0	10.2	13.0	8.5	2.0	4.8	0.3	49.4	56.6	38.2
Scepter	80.3	84.6	73.2	10.8	13.5	9.3	1.8	5.0	0.2	50.0	58.8	39.6
Sheriff CL Plus	79.9	83.8	74.3	11.3	14.2	9.2	1.3	3.6	0.2	46.1	59.7	37.0
Sunblade CL Plus	80.5	83.8	75.8	10.1	12.2	8.6	2.6	6.8	0.5	44.0	53.1	33.9
Sunmaster	81.9	85.0	78.0	10.6	12.6	9.0	1.5	3.8	0.4	42.6	48.2	37.0
Tomahawk CL Plus	79.9	84.0	71.4	10.7	12.7	8.8	1.8	4.7	0.2	49.6	59.6	38.4
Valiant CL Plus	81.6	85.6	72.6	11.1	13.3	8.9	1.0	2.7	0.2	47.7	54.4	37.2
Vixen	78.4	83.0	71.7	11.0	13.3	9.5	1.9	5.0	0.2	46.2	54.8	29.8
Yitpi	77.6	83.9	58.3	11.2	12.9	8.7	3.2	7.6	0.4	42.4	52.4	31.3
<b>Site Mean</b>	<b>79.7</b>	<b>83.7</b>	<b>72.4</b>	<b>10.9</b>	<b>12.9</b>	<b>9.2</b>	<b>1.9</b>	<b>4.8</b>	<b>0.4</b>	<b>45.8</b>	<b>52.5</b>	<b>38.4</b>

(NVT Online 2nd Mar 2024)

- Overall grain quality was around the site average for most traits
- Medium grain size with slightly higher screenings than Scepter
- Sound Test Weight
- Relationship between Yield and Protein was comparable for Matador and Scepter in 2022

# NVT Grain Quality data 2023

LRPB Matador vs Scepter (36 trials 2023)



NVT Grain Quality - Data summary for 36 Main Season trials that varieties all present

Variety Name	kg/hectolitre			Protein %			Screenings %			g/1000 seed		
	Ave	Max	Min	Ave	Max	Min	Ave	Max	Min	Ave	Max	Min
Ballista	80.1	85.3	67.7	10.8	13.6	6.7	3.0	8.2	0.5	40.0	51.3	31.5
Boree	81.6	85.1	75.3	11.0	14.3	7.6	3.1	7.7	0.8	38.1	50.9	28.2
Brumby	81.2	85.1	76.1	11.2	15.5	8.1	2.8	8.4	0.6	38.7	48.5	29.3
Calibre	81.0	84.6	77.5	11.2	14.6	7.7	2.6	8.4	0.3	40.9	51.6	28.3
Catapult	82.1	84.7	77.4	11.1	14.1	7.0	2.4	5.4	0.4	38.2	48.1	29.0
Chief CL Plus	81.6	85.0	77.8	11.5	15.4	8.1	2.2	5.4	0.3	42.1	53.1	33.8
Cutlass	82.1	86.0	78.0	11.8	14.9	9.0	2.3	5.5	0.3	37.1	45.8	28.9
Dozer CL Plus	80.5	84.9	68.4	11.3	14.9	8.3	3.3	9.1	0.5	37.1	48.2	26.4
EG Titanium	79.2	84.5	71.0	12.0	15.1	7.2	2.9	7.9	0.5	39.6	51.5	27.2
Genie	82.5	85.9	75.8	11.6	14.4	6.7	6.5	18.3	1.5	34.4	42.7	26.5
Hammer CL Plus	82.1	86.3	73.4	11.7	15.4	9.1	2.8	7.4	0.5	37.6	47.3	29.2
LRPB Anvil CL Plus	82.9	86.3	74.3	11.7	14.3	8.6	2.0	6.2	0.4	41.8	50.4	31.9
LRPB Dual	82.4	86.2	75.5	12.4	15.6	9.7	2.6	9.6	0.4	38.5	51.8	31.0
LRPB Major	82.5	86.2	77.3	11.4	14.4	8.9	3.3	10.5	0.3	38.0	48.6	28.4
<b>LRPB Matador</b>	<b>81.8</b>	<b>86.3</b>	<b>77.6</b>	<b>11.1</b>	<b>13.8</b>	<b>8.1</b>	<b>3.6</b>	<b>13.4</b>	<b>0.7</b>	<b>37.8</b>	<b>46.3</b>	<b>26.1</b>
LRPB Trojan	82.6	86.7	71.3	11.7	14.1	9.1	2.3	8.4	0.4	39.1	48.4	27.9
Razor CL Plus	82.0	85.8	72.1	11.0	14.3	7.7	2.5	9.5	0.5	39.3	48.8	29.7
Reilly	82.9	86.5	74.6	11.8	13.8	8.4	2.3	9.5	0.4	37.5	47.5	27.4
RockStar	80.8	85.5	69.7	11.2	14.1	6.6	2.9	7.2	0.7	40.7	52.0	31.5
Scepter	82.5	85.0	78.4	11.0	14.8	7.2	2.7	8.9	0.7	40.8	50.0	21.4
Sheriff CL Plus	81.7	84.5	77.0	11.4	14.3	8.4	2.2	6.4	0.3	37.6	47.8	28.4
Soaker	82.3	85.2	75.3	11.1	15.1	8.5	3.1	9.6	0.8	40.0	49.1	31.8
Sunblade CL Plus	81.8	86.0	74.2	11.1	13.5	6.3	4.5	13.4	0.6	38.0	47.1	28.4
Sunmaster	82.6	85.5	77.6	11.6	15.0	8.8	2.7	7.1	0.3	37.3	45.8	29.6
Tomahawk CL Plus	82.3	85.6	76.0	10.9	13.8	8.1	2.6	8.3	0.5	41.9	53.3	32.3
Vixen	81.5	85.7	77.0	11.4	14.1	7.2	2.7	11.2	0.5	39.4	51.3	27.1
Yitpi	81.6	85.8	69.0	12.5	15.2	9.7	2.3	5.5	0.4	38.9	48.0	31.3
<b>Site Average</b>	<b>81.5</b>	<b>84.4</b>	<b>76.5</b>	<b>11.5</b>	<b>14.7</b>	<b>8.0</b>	<b>3.2</b>	<b>9.1</b>	<b>0.9</b>	<b>38.1</b>	<b>46.0</b>	<b>29.5</b>

(NVT Online 2nd Mar 2024)

- Overall grain quality was around the site average for most traits
- Medium grain size with slightly higher screenings than Scepter
- Sound Test Weight
- Relationship between Yield and Protein was comparable for Matador and Scepter in 2023



# LRPB Matador Mid Spring high yield Scepter type with improved canopy and disease resistance

LRPB Matador is available this seeding through our Associate Network,  
for contact information please go to [www.pacificseeds.com.au](http://www.pacificseeds.com.au)

The information provided in this publication is intended as a guide only. Advanta Seeds Pty Ltd ('Advanta Seeds') (including its officers, employees, contractors and agents) can not guarantee that every statement is without flaw of any kind. While Advanta Seeds has taken all due care to ensure that the information provided is accurate at the time of publication, various factors, including planting times and environmental conditions may alter the characteristics and performance from plants. Advanta Seeds shall not be liable for any errors or omissions in the information or for any loss, injury, damage or other consequence whatsoever that you or any person might incur as a result of your use of or reliance upon the products (whether Advanta Seeds products or otherwise) and information which appear in this publication. To the maximum extent permitted by law, the liability of Advanta Seeds for any claim whatsoever arising out of the supply or use of or reliance upon the products and information in this publication (including liability for breach of any condition or warranty implied by the Trade Practices Act 1974 or any other law) is limited at its discretion, to the replacement of the products, the supply of equivalent products or the resupply of the publication. For application to specific conditions, seek further advice from a local professional. © Advanta Seeds March 2024.